

LCH-12H

Light Commercial Heat Recovery Ventilators



STANDARD FEATURES

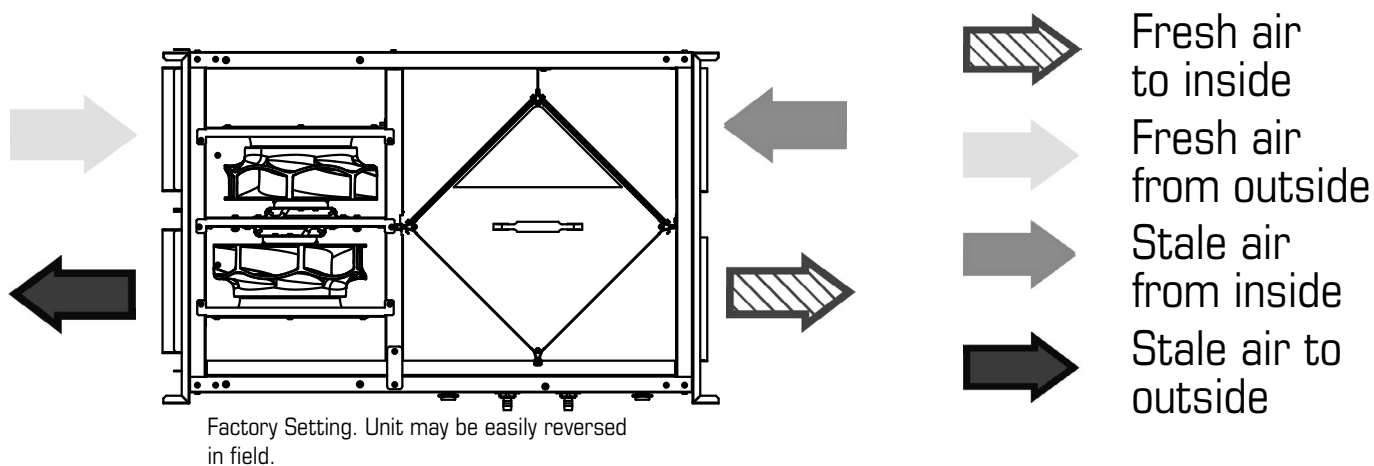
- Premium aluminum cell
- Fans with backward curved blades
- Dual service doors & Reversible electrical box
- Push-pull configuration
- External electrical box
- Electrostatic filters
- Removable screw terminal for easy connection
- Full length drain pan
- Outdoor ducts on the same side

OPTIONS & CONTROLS

- MERV 6–13 rated filters
- Compatible with all Greentek HRV controls
- CO2 sensor
- Shut off damper

Job Name:		
Job Location:		
Job Reference Number:		
Unit Reference Number:		
Engineer:		
Distributor:		
Contractor:		
For Reference:	For Approval:	For Construction:
Submitted by:		Date:
Address:		
Tel:	Fax:	Email:
Notes:		

Descriptions	
Cabinet	22 gauge galvanized steel. Baked powder coated paint. Insulated with 1 in. (25 mm) fiberglass with FSK facing and 2 in. (50 mm) of foil-faced high density polystyrene foam on the outdoor air side for condensation control.
Fans	Four (4) factory balanced fans with backward curved blades. Motors come with permanently lubricated sealed ball bearings, (TOP) thermal overload protected and maintenance-free operation.
Heat recovery core*	Three (3) heat exchangers engineered with a turbulence inducing geometry in order to maximize heat transfer while allowing an effective evacuation of condensate. The plates are hemmed and sealed to ensure no cross-contamination of airstreams. The aluminum core had a plastic handle for easy removal. The SHR 1200 features three cores, each 12" x 12" (305 mm x 305 mm) with a 15" (380 mm) depth.
Filters	The exhaust and fresh air streams are protected by MERV 3 washable filters constructed to meet UL 900. Optional MERV 6, MERV 8, or MERV 13 filters are direct replacement to the MERV 3. Use of MERV 6 filters will add an additional system pressure of 0.76 in.wg (190 Pa) at 800 cfm (378 l/s). Additional MERV Rated filters available upon request.
Controls	External three (3) position (Low (MIN) / Standby (AUTO) / High (MAX)) rocker switch that will offer continuous ventilation. Compatible with all Greentek HRV controls.
Defrost	A preset frost control sequence is initiated if the outdoor temperature falls below the set point of 23°F (-5°C). During the initial stage, the supply blower shuts down & the exhaust blower switches into high speed to eliminate frost build-up in the core. The unit then returns to normal operation for the final stage of the frost control sequence at which time the sequence is repeated if the outdoor air temperatures is still below the set point.
Serviceability	Cores, filters and drain pan can be accessed easily from both sides of the HRV from hinged access panels. Cores conveniently slide out with only 15" (380 mm) clearance. Blowers can be accessed from both side of the HRV from fastened access panels. Blowers are easily removed by taking off the access panel and sliding the motor plates out of the HRV. A quick connect allows for fast inspection of blowers.
Mounting	Unit may be suspended by using threaded rod, not supplied, or placed on a platform. Unit shall be adaptable for easy service of electrical components.
Warranty	The heat recovery ventilator is warranted to be free from defect in material, workmanship and all parts for a period of 3 years from the purchase date. The heat recovery core is warranted to be free from defects in material and workmanship for a lifetime period under circumstances of normal use.



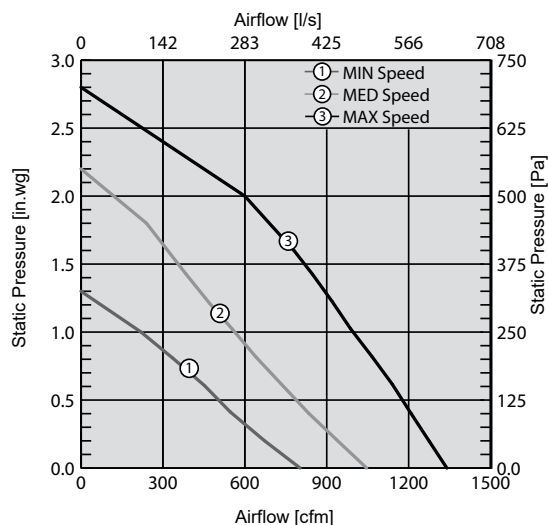
* AHRI certifies the published performance ratings of the COMPONENT used in this product in accordance with AHRI 1060. AHRI Certified Reference Number: 3629105, model number TE-HRC 305H. Note that only the COMPONENT is AHRI 1060 certified and not the product itself.

Specifications

- Volts: 120V
- Phase: Single
- Amperage: 11.17 Amps Total
- Blowers (x4): 115V, 60Hz, 2.92 Amps

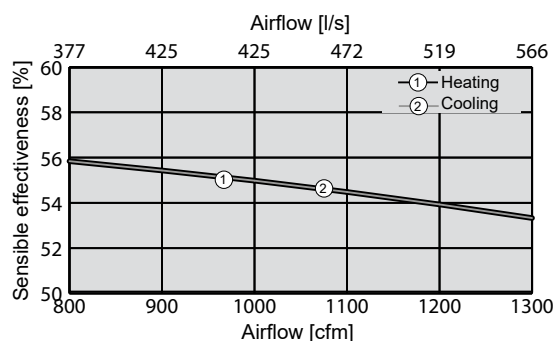
- Weight: 240 Lbs (109 Kg)
- Shipping Weight: 310 Lbs (141 Kg)
- Shipping Dim.: 38 x 53 x 27" (965 x 1346 x 686mm)

Ventilation Performance

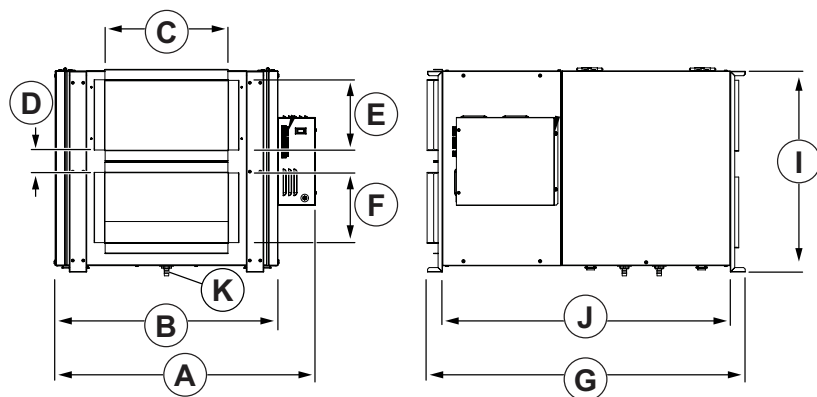


Energy Performance

	Supply temperature		Net airflow		Net Effectiveness	
	°F	°C	cfm	L/s	Sensible %	Total %
Heating	35	1.7	1035	488	57	37
	35	1.7	776	366	61	40
Cooling	95	35	1035	488	47	18
	95	35	776	366	49	19



Dimensions



A		B		C		D		E		F		G		H		I		J		K	
in	mm	in	mm	in	mm	in	mm	in	mm	in	mm	in	mm	in	mm	in	mm	in	mm	in	mm
51 7/16	1306	47 3/16	1199	20	508	2 7/16	62	8	203	8	203	36 5/16	923	22	559	32 1/2	826	1 1/2	13		