

## PROFILE 1.2E-D-EC-M-HC

Fresh Air Appliance (FAA/ERV)

Product #: 499516



PROFILE	1.2	E	-	D	-	EC	-	M	-	HC
Product Name	120 CFM @ 0.4 in. w.g.	Energy Recovery		Damper		Electronically Commutated		Mirrored		Hard Connect

Our EC-motored PROFILE 1.2E-D-EC-M-HC simplifies planning and installation for construction personnel in mirrored floor plans.

The PROFILE 1.2E-D-EC-M-HC brings a continuous supply of fresh air into the premises while exhausting an equal amount of contaminated air out. As such, the energy recovery core transfers both heat and moisture from the outgoing exhaust air to the incoming fresh air, reducing the energy required to condition it.

### Features

- Hard-connect system, no power cord provided
- Warm supply and return air on the left-hand side
- Compact design
- Electronically commutated (EC) motors
- No drain required
- Mechanical shutoff damper
- Easy to install on ceiling or wall with mounting bracket included
- Energy recovery core
- Electrostatic filters (washable)
- Removable screw terminal for easy connection with external access
- Multiple speed operation
- Lightweight

### Optional Controls

- STS 2.0 (461580) – Programmable touch screen wall control
- EHC 2.5 (415518) – Electronic multi-function dehumidistat
- EHC 2.0 (415520) – Multi-function controller
- T4 (415519) – Wired digital timer 20/40/60 minutes
- T5 (463915) – Pushbutton timer 20/40/60 minutes
- RD-1 (463020) – Dehumidistat

### Specifications

- Duct size – 5 in. (125 mm) round
- Voltage/Phase – 120/1
- Rated power – 74W
- Maximum amperage – 2.3 A
- MCA/MOP – 15 A
- Average airflow – 129 cfm (61 L/s) @ 0.4 in. wg (100Pa)
- Weight – 35 lbs (16 kg) including core

### Fans

Two (2) electronically commutated motors. EC motors use intelligent technology to reduce energy usage that results in lower operating costs, less maintenance over the lifetime of the unit, and increased longevity of the motor.

### Energy Recovery Core

Energy recovery core made from water vapor transport durable polymer membrane that is highly permeable to humidity. The ERV core is freeze tolerant, water washable, and is resistant to mold and bacteria. Core dimensions are 12 in. x 12 in. (305 x 305 mm) with a 8.15 in. (207 mm) depth.

### Frost Prevention

A preset frost prevention sequence is activated at an outdoor air temperature of 14°F (-10°C) and lower. During the sequence, the supply blower shuts down, the mechanical shutoff damper closes & the exhaust blower switches into high speed to maximize the effectiveness of the frost prevention strategy. The unit then returns to normal operation, and continues the cycle.

### Serviceability

Core, filters, fans and electronic panel can be accessed easily. Core conveniently slides out with only 8.5 in. (216 mm) clearance.

### Duct Connections

5 in. (125 mm) round metal duct connections with rubberized seal.

### Case

22 gauge galvanized steel cabinet with a pre-painted steel corrosion resistant door.

### Insulation

Insulated with 3/4 in. (20 mm) high density expanded polystyrene.

### Filters

Two (2), UL900 certified, washable electrostatic panel type air filters 11.3 in. (287 mm) x 8.15 in. (207 mm) x 0.125 in. (3 mm).

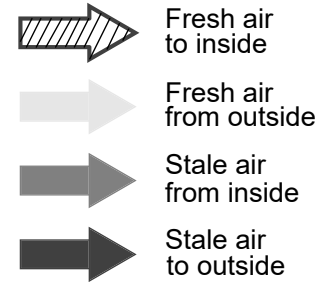
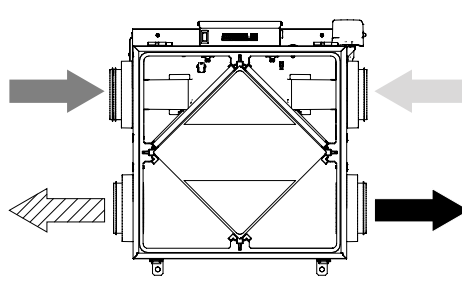
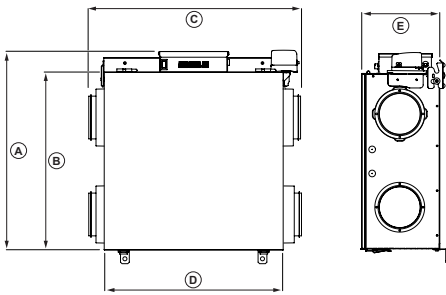
### Installation

Unit is typically hung by using ceiling bracket supplied with unit. Optional chain kit available.

### Limited Warranty

7 years on the motor, 5 years on the electrical components and the core.

## Dimensions & Airflow



A		B		C		D		E	
in	mm	in	mm	in	mm	in	mm	in	mm
23 5/32	588	20 3/4	527	25	636	20 27/32	529	9 1/4	235

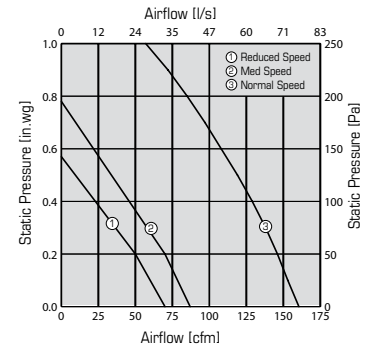
### Clearances:

8 1/2 in. (216 mm.) in front of the product for removal of core.

2 3/8 in. (61 mm.) above the electrical box to do the wire connections.

## Ventilation Performance

in. wg. (Pa)	0.1 (25)	0.2 (50)	0.3 (75)	0.4 (100)	0.5 (125)	0.6 (150)	0.7 (175)	0.8 (200)
	cfm (L/s)	cfm (L/s)	cfm (L/s)	cfm (L/s)	cfm (L/s)	cfm (L/s)	cfm (L/s)	cfm (L/s)
Net supply airflow	153 (72)	146 (69)	138 (65)	129 (61)	119 (56)	108 (51)	97 (46)	85 (40)
Gross supply airflow	157 (74)	150 (71)	142 (67)	133 (63)	123 (58)	112 (53)	100 (47)	89 (42)
Gross exhaust airflow	157 (74)	148 (70)	140 (66)	129 (61)	119 (56)	108 (51)	95 (45)	83 (39)



## Energy performance

	Supply temperature		Net airflow		Consumed power	Fan efficacy	Sensible recovery efficiency	Adjusted sensible recovery efficiency	Latent recovery/moisture transfer
	°F	°C	cfm	L/s	W	cfm/W	%	%	%
Heating	32	0	51	24	23	2.2	77	80	74
	32	0	70	33	28	2.5	71	74	70
	32	0	125	59	62	2.0	64	67	61
	-13	-25	51	24	24	2.1	61	62	53

	Supply temperature		Net Airflow		Consumed power	Fan efficacy	Total recovery efficiency	Adjusted total recovery efficiency	Latent recovery / moisture transfer
	°F	°C	cfm	L/s	W	cfm/W	%	%	%
Cooling	95	35	51	24	22	2.3	70	72	70

## Requirements and standards

- Complies with the UL 1812 requirements regulating the construction and installation of Heat Recovery Ventilators
- Complies with the CSA C22.2 no. 113 Standard applicable to ventilators
- Complies with the CSA F326 requirements regulating the installation of Heat Recovery Ventilators
- Technical data was obtained from published results of test relating to CSA C439 Standards
- HVI and ENERGY STAR® certified\*

\* This product earned the ENERGY STAR® by meeting strict efficiency guidelines set by Natural Resources Canada and the US EPA. It meets ENERGY STAR® requirements only when used in Canada.

## Contacts

Submitted by: _____	Date: _____
Quantity: _____ Model: _____	Project #: _____
Comments: _____	
Location: _____	
Architect: _____	
Engineer: _____	Contractor: _____

## Distributed by: