

# PREMIER 3.OE-EC (PRS 3.OE-EC)

Fresh Air Appliance - ERV

Product #: 473333



Powered by EC motors, the ENERGY STAR® and HVI certified PREMIER 3.OE-EC Energy Recovery Ventilator (ERV) uses a water vapor transport, durable, polymer membrane that transfers heat and moisture to the incoming air. This process helps to temper the incoming air and to maintain comfortable humidity levels.

## Features

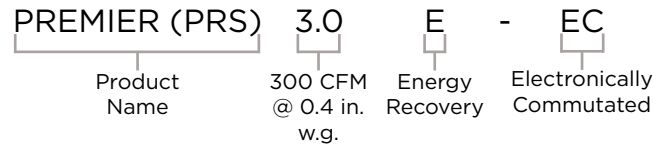
- Electronically commutated (EC) motors
- ERV core transfers both heat and humidity
- Fans with backward curved blade impellers
- Electrostatic filters (washable)
- Anti-microbial material
- Withstands freezing
- AHRI certified
- Removable screw terminal for easy connection with external access
- Multiple speed operation

## Optional Controls

- STS 2.0 (461580) – Programmable touch screen wall control
- EHC 2.5 (415518) – Electronic multi-function dehumidistat
- EHC 2.0 (415520) – Multi-function controller
- T4 (415519) – Wired digital timer 20/40/60 minutes
- T5 (463915) – Pushbutton timer 20/40/60 minutes
- RD-1 (463020) – Dehumidistat

## Specifications

- Duct size – 6 in. (152 mm.)
- Voltage/Phase – 120/1
- Power rated – 235 W
- Amp – 6.4 A
- Average airflow – 301 cfm (142 L/s) @ 0.4 in. wg. (100 Pa)
- Weight – 60 lbs (27 Kg)



## Fans

Two (2) electronically commutated motors. EC motors use intelligent technology to reduce energy usage that results in lower operating costs, less maintenance over the lifetime of the unit, and increased longevity of the motor.

## Energy Recovery Core

Energy recovery certified core made from water vapor transport, durable polymer, membrane that is highly permeable to humidity. The ERV core is freeze tolerant and water washable. Core dimensions are 12 in. x 12 in. (305 mm. x 305 mm.) with a 15 in. (381 mm.) depth.

## Defrost

A preset defrost sequence is activated at an outdoor air temperature of 14°F (-10°C) and lower. During the defrost sequence, the supply blower shuts down & the exhaust blower switches into high speed to maximize the effectiveness of the defrost strategy. The unit then returns to normal operation, and continues cycle.

## Serviceability

Core, filters, fans and drain pan can be easily accessed through latched door. Core conveniently slides out on our new easy glide core guides. 22 in. (559 mm.) of clearance is recommended for removal of core.

## Case

22 gauge galvanized steel cabinet with a pre-painted steel corrosion resistant door.

## Insulation

Cabinet is fully insulated with 1 in. (25 mm.) high density expanded polystyrene.

## Filters

Two (2), UL900 certified, washable electrostatic panel type air filters 11.9 in. (302 mm.) x 15 in. (380 mm.) x 0.125 in. (3 mm.).

## Controls

External three (3) position (Low/Stand By/Normal) rocker switch that will offer continuous ventilation. Greentek offers a variety of external controls (see controls).

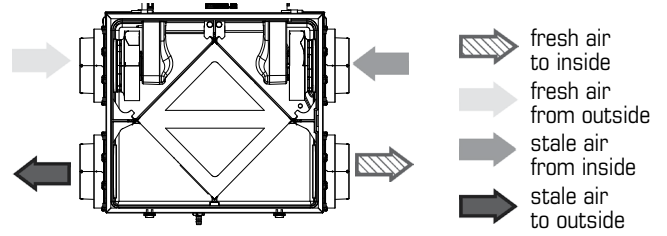
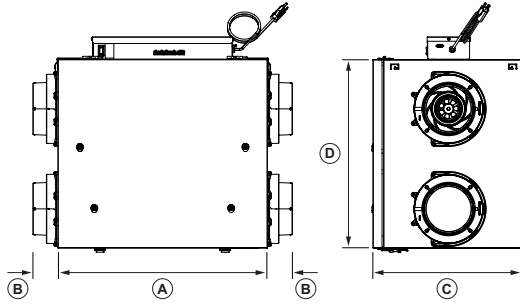
## Installation

Unit is typically hung by using installation kit supplied with unit. Mounting chains inserted on hooks located on top four (4) corners of unit. An optional wall bracket is available.

## Warranty

7 years on motor, 5 years on electrical components and core.

## Dimensions & Airflow

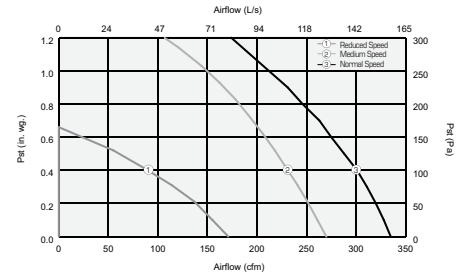


Model	A		B		C		D	
	in	mm	in	mm	in	mm	in	mm
PREMIER 3.0E-EC	23 7/8	606	29 1/2	751	16 15/16	430	21 7/16	546

Clearance of 22" (559 mm) in front of the unit is recommended for removal of core. All units feature three foot plug-in power cord with 3-prong plug.

## Ventilation Performance

in. wg. (Pa)	0.2 (50)	0.3 (75)	0.4 (100)	0.5 (125)	0.6 (150)	0.7 (175)	0.8 (200)	0.9 (225)	1.0 (250)
Airflow	cfm (L/s)	cfm (L/s)	cfm (L/s)	cfm (L/s)	cfm (L/s)	cfm (L/s)	cfm (L/s)	cfm (L/s)	cfm (L/s)
Net supply airflow	320 (151)	311 (147)	301 (142)	288 (136)	275 (130)	263 (124)	246 (116)	231 (109)	212 (100)
Gross supply airflow	322 (152)	314 (148)	303 (143)	290 (137)	278 (131)	265 (125)	248 (117)	233 (110)	214 (101)
Gross exhaust airflow	326 (154)	316 (149)	305 (144)	292 (138)	282 (133)	267 (126)	254 (120)	237 (112)	222 (105)



## Energy performance

	Supply temperature		Net airflow		Consumed power	Fan efficacy	Sensible recovery efficiency	Adjusted sensible recovery efficiency	Latent recovery/moisture transfer
	°F	°C	cfm	L/s	W	cfm/W	%	%	%
Heating	32	0	64	30	31	2.0	77	80	69
	32	0	178	84	95	1.8	67	69	52
	32	0	248	117	200	1.2	60	63	45
	-13	-25	64	30	35	1.8	63	64	55
Cooling	95	35	66	31	32	2.0	68	70	72
	95	35	178	84	95	1.8	58	60	61

## Requirements and standards

- Complies with the UL 1812 requirements regulating the construction and installation of Heat Recovery Ventilators
- Complies with the CSA C22.2 no. 113 Standard applicable to ventilators
- Complies with the CSA F326 requirements regulating the installation of Heat Recovery Ventilators
- Energy Recovery Core is certified for mold and bacteria resistance
- Technical data was obtained from published results of test relating to CSA C439 Standards
- ENERGY STAR Certified – Heat/Energy Recovery Ventilators (HRV/ERV)

## Contacts

Submitted by: _____	Date: _____
Quantity: _____	Model: _____
Comments: _____	Project #: _____
Location: _____	
Architect: _____	
Engineer: _____	Contractor: _____

## Distributed by:

50 Kanalfakt Way • Bouctouche, NB E4S 3M5 • 1.888.724.5211 • www.greentek.ca

Greentek reserves the right to modify, at any time and without notice, any or all of its products' features, designs, components and specifications to maintain their technological leadership position.

