

PREMIER 2.0H (PRS 2.0H)

Fresh Air Appliance (FAA/HRV)

Product #: 463921



Greentek's side port connection HRV for budget conscious house projects, the PRS 2.0H unit brings a continuous supply of fresh air into a home while exhausting an equal amount of contaminated air. During winter, fresh incoming air is tempered by the heat that is transferred from the outgoing air so you save on energy costs, while during summer, the incoming air is pre-cooled if the house is equipped with an air cooling system. The PRS 2.0H is equipped with automatic defrost mechanisms so you can use your HRV all year long.

Features

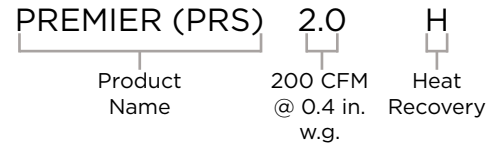
- Fans with backward curved blade
- Electrostatic filters (washable)
- Polypropylene heat recovery core
- Removable screw terminal for easy connection with external access
- Lightweight 51 lbs (23Kg)
- Multiple speed operation

Optional Controls

- STS 2.0 (461580) – Programmable touch screen wall control
- EHC 2.5 (415518) – Electronic multi-function dehumidistat
- EHC 2.0 (415520) – Multi-function controller
- T4 (415519) – Wired digital timer 20/40/60 minutes
- T5 (463915) – Pushbutton timer 20/40/60 minutes
- RD-1 (463020) – Dehumidistat

Specifications

- Duct size – 6" (152 mm)
- Voltage/Phase – 120/1
- Power rated – 168 W
- Amp – 1.4 A
- Average airflow – 191 cfm (91 L/s)
@ 0.4 in. wg (100Pa)



Fans

Two (2) factory-balanced fans with backward curved blades. Motors come with permanently lubricated, sealed ball-bearings to guarantee long life and maintenance-free operation.

Heat Recovery Core

Core dimensions are 12" x 12" (305 x 305 mm) with a 15" (380 mm) depth. Our polypropylene heat exchangers are designed and manufactured to withstand extreme temperature variations.

Defrost

A preset defrost sequence is activated at an outdoor air temperature of 23°F (-5°C) and lower. During the defrost sequence, the supply blower shuts down & the exhaust blower switches into high speed to maximize the effectiveness of the defrost strategy. The unit then returns to normal operation, and continues cycle.

Serviceability

Core, filters, fans and drain pan can be easily accessed through latched door. Core conveniently slides out on our new easy glide core guides. 22" (559 mm) of clearance is recommended for removal of core.

Case

22 gauge galvanized pre-painted steel corrosion resistant.

Insulation

Cabinet is fully insulated with 1" (25 mm) high density expanded polystyrene.

Filters

Two (2), UL900 certified, washable electrostatic panel type air filters 11.9" (302 mm) x 15" (380mm) x 0.125" (3mm).

Controls

External three (3) position (Low/Stand By/Medium) rocker switch that will offer continuous ventilation. Greentek offers a variety of external controls (see controls).

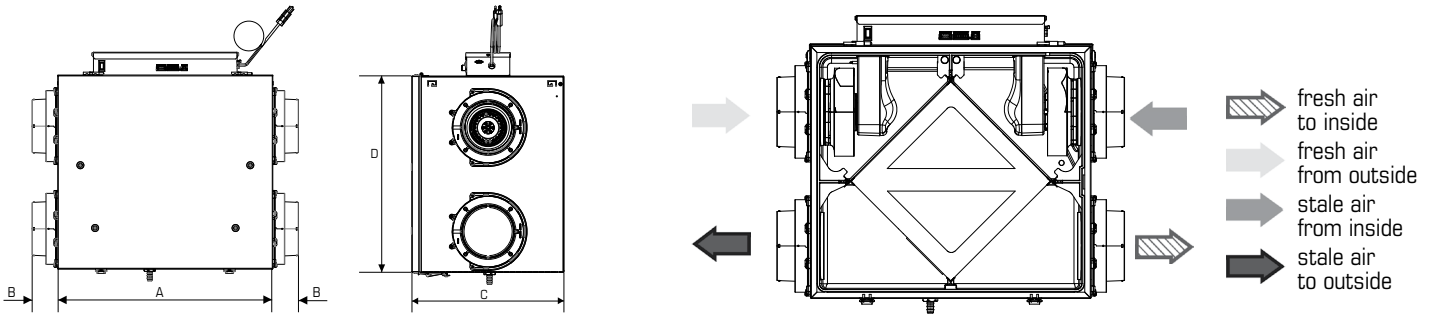
Installation

Unit is typically hung by using installation kit supplied with unit. Mounting chains inserted on hooks located on top four (4) corners of unit. An optional wall bracket is available.

Warranty

7 years on motor, 5 years on electrical components and core.

Dimensions & Airflow



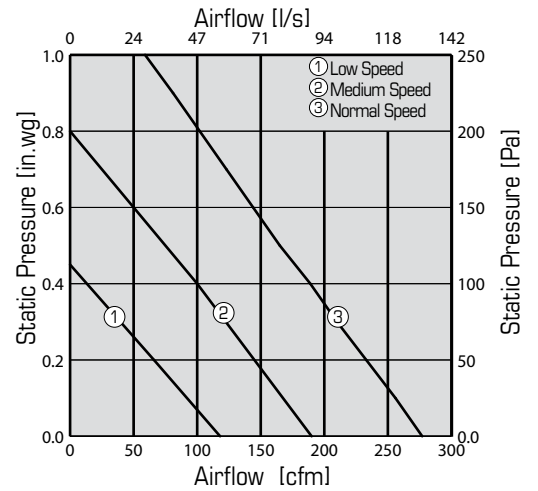
Model	A		B		C		D	
	in	mm	in	mm	in	mm	in	mm

PRS 2.0H 23 7/8 606 29 1/2 751 16 15/16 430 21 7/16 546

Clearance of 22" (559 mm) in front of the unit is recommended for removal of core. All units feature three foot plug-in power cord with 3-prong plug.

Ventilation Performance

in.wg. (Pa)	0.1 (25)	0.2 (50)	0.3 (75)	0.4 (100)	0.5 (125)	0.6 (150)	0.7 (175)	0.8 (200)
	cfm (L/s)	cfm (L/s)	cfm (L/s)	cfm (L/s)	cfm (L/s)	cfm (L/s)	cfm (L/s)	cfm (L/s)
Net supply airflow	256 (121)	233 (110)	210 (99)	189 (89)	165 (78)	144 (68)	123 (58)	102 (48)
Gross supply airflow	259 (122)	235 (111)	212 (100)	191 (90)	167 (79)	146 (69)	125 (59)	104 (49)
Gross exhaust airflow	265 (125)	244 (115)	225 (106)	208 (98)	189 (89)	170 (80)	153 (72)	136 (64)



Energy performance

Heating	Supply temperature		Net Airflow		Power	Fan efficacy	Sensible recovery efficiency	Adjusted sensible recovery efficiency	Latent recovery / moisture transfer
	°F	°C	cfm	L/s	W	cfm/W	%	%	-
	32	0	66	31	50	1.3	75	81	0.00
	32	0	176	83	115	1.5	66	69	0.00
	-13	-25	64	30	49	1.3	60	62	0.00

Requirements and standards

- Complies with the UL 1812 requirements regulating the construction and installation of Heat Recovery Ventilators
- Complies with the CSA C22.2 no. 113 Standard applicable to ventilators
- Complies with the CSA F326 requirements regulating the installation of Heat Recovery Ventilators
- Technical data was obtained from published results of test relating to CSA C439 Standards

Contacts

Submitted by: _____	Date: _____
Quantity: _____ Model: _____	Project #: _____
Comments: _____	
Location: _____	
Architect: _____	
Engineer: _____	Contractor: _____

Distributed by: