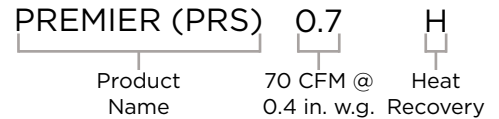


PREMIER 0.7H (PRS 0.7H)

Fresh Air Appliance (FAA/HRV)
Product #: 463985



As Greentek's most compact, full-featured HRV, the PRS 0.7H unit brings a continuous supply of fresh air into the home while exhausting an equal amount of contaminated air. During winter, fresh incoming air is tempered by the heat that is transferred from the outgoing air so you save on energy costs, while during summer, the incoming air is pre-cooled if the house is equipped with an air cooling system. The PRS 0.7H is equipped with automatic defrost mechanisms so you can use your HRV all year long.

Features

- Super Compact Size
- Top Port Design Fits in Tight Spaces
- Includes Easy-Mount Wall Bracket
- Aluminum Heat Recovery Core
- No Balancing Required
- Easy Access Service Door
- 3' (914mm) Plug-in Power Cord
- Automatic Exhaust Defrost Allows Units to Always Stay in Ventilation Mode
- Only 26 lbs (12 kg)
- Electrostatic Filters (washable)
- Easy Core Guide Channels For Removing Core
- Multiple Speed Operation

Optional Controls

- STS 2.0 (461580) – Programmable touch screen wall control
- EHC 2.5 (415518) – Electronic multi-function dehumidistat
- EHC 2.0 (415520) – Multi-function controller
- T4 (415519) – Wired digital timer 20/40/60 minutes
- T5 (463915) – Pushbutton timer 20/40/60 minutes
- RD-1 (463020) – Dehumidistat

Specifications

- Duct size – 4" (100mm)
- Voltage/Phase – 120/1
- Power rated – 72 W
- Amp – 0.6 A
- Average airflow – 59 CFM (28 L/s)
@ 0.4 in. wg (100Pa)

Fans

Two (2) factory-balanced fans with backward curved blades. Motors come with permanently lubricated, sealed ball-bearings to guarantee long life and maintenance-free operation.

Heat Recovery Core

Aluminum heat recovery core covered by a limited lifetime warranty. Core dimensions are 8.5" x 8.5" (216 x 216 mm) with a 8" (203 mm) depth. Our heat exchangers are designed and manufactured to withstand extreme temperature variations.

Defrost Sequence

A preset defrost sequence is activated at an outdoor air temperature of 23°F (-5°C) and lower. During the defrost sequence, the supply blower shuts down & the exhaust blower switches into high speed to maximize the effectiveness of the defrost strategy. The unit then returns to normal operation, and continues cycle.

Serviceability

Core, filters, fans, drain pan and electrical panel can be accessed easily from the access panel. Core conveniently slides out with only 10" (250 mm) clearance.

Duct Connections

4" (100mm) steel duct connections with rubber gasket for easy sealing.

Case

22 gauge galvanized pre-painted steel corrosion resistant.

Insulation

Cabinet is fully insulated with 1" (25 mm) high density expanded polystyrene.

Filters

Two (2) washable electrostatic panel type air filters 8.5" (216mm) x 8" (203mm) x 0.125" (3mm).

Controls

External three (3) position (Low/Stand By/Medium) rocker switch that will offer continuous ventilation. Greentek offers a variety of external controls. (see optional controls).

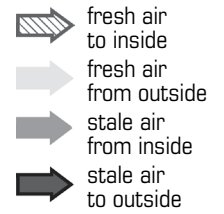
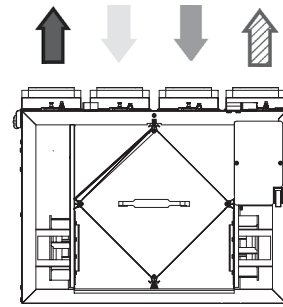
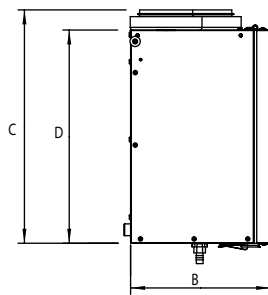
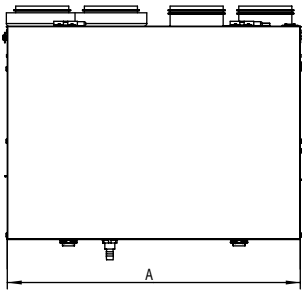
Drain

1/2" (13mm) OD (outside diameter) drain spout provided, entire bottom of unit covered by drain pan.

Warranty

Limited lifetime on aluminum core, 7 year on motors, and 5 year on parts.

Dimensions & Airflow

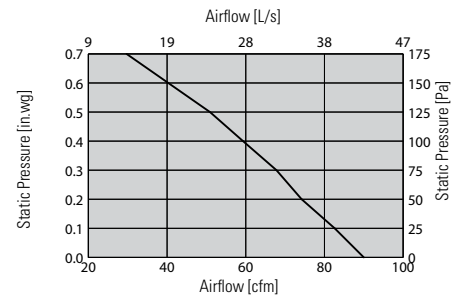


Model	A		B		C		D	
	in	mm	in	mm	in	mm	in	mm
PRS 0.7H	21 1/2	546	10 1/4	261	17 1/8	435	15 5/8	397

Clearance of 10" (250mm) in front of the unit is recommended for removal of core. All units feature three foot plug-in power cord with 3-prong plug.

Ventilation Performance

in.wg. (Pa)	0.1 (25)	0.2 (50)	0.3 (75)	0.4 (100)	0.5 (125)	0.6 (150)
	cfm (L/s)	cfm (L/s)	cfm (L/s)	cfm (L/s)	cfm (L/s)	cfm (L/s)
Net supply airflow	83 (39)	74 (35)	68 (32)	59 (28)	51 (24)	40 (19)
Gross supply airflow	83 (39)	74 (35)	68 (32)	59 (28)	51 (24)	40 (19)
Gross exhaust airflow	85 (40)	76 (36)	68 (32)	59 (28)	49 (23)	38 (18)



Energy performance

	Supply temperature		Net airflow		Consumed power	Sensible recovery efficiency	Adjusted Sensible recovery efficiency	Apparent sensible effectiveness ¹	Latent recovery/moisture transfer
	°F	°C	cfm	L/s	W	%	%	%	%
Heating	32	0	66	31	42	63	67	70	0.00
	-13	-25	67	31	43	57	59	71	0.00

¹ ASE is not an HVI certified value

Requirements and standards

- Complies with the UL 1812 requirements regulating the construction and installation of Heat Recovery Ventilators
- Complies with the CSA C22.2 no. 113 Standard applicable to ventilators
- Complies with the CSA F326 requirements regulating the installation of Heat Recovery Ventilators
- Technical data was obtained from results of test relating to CSA C439 Standards
- HVI Certified

Contacts

Submitted by:	Date:
Quantity: Model:	Project #:
Comments:	
Location:	
Architect:	
Engineer:	Contractor:

Distributed by:

--

Canada 50 Kanalfakt Way • Bouctouche, NB E4S 3M5 • 1.888.724.5211 • www.greentek.ca

Greentek reserves the right to modify, at any time and without notice, any or all of its products' features, designs, components and specifications to maintain their technological leadership position.

