

Solace[®] 1.2H

Fresh Air Appliance (FAA/HRV)

Product #: 463299



Solace	1.2	H
Product Name	120 CFM @ 0.3 in. w.g.	Heat Recovery



Greentek's most efficient series yet! The Solace 1.2H is ideal for high-rise apartment applications, condominiums, single and multi family homes. With a completely new design, the Solace 1.2H features a Counterflow core, round metal collars, and a high efficiency rating!

Features

- 5" (125mm) round metal duct connections with rubberized duct seals
- Removable screw terminal for easy connection with external access
- Top port design fits in tight spaces
- Includes wall mounting speed bracket and chains
- Counterflow heat recovery core
- Multiple speed operation
- Internal recirculation defrost
- 41.4 lbs (18.8 kg) including core

Optional Controls

- STS 2.0 (461580) – Programmable touch screen wall control
- EHC 2.5 (415518) – Electronic multi-function dehumidistat
- EHC 2.0 (415520) – Multi-function controller
- T4 (415519) – Wired digital timer 20/40/60 minutes
- T5 (463915) – Pushbutton timer 20/40/60 minutes
- RD-1 (463020) – Dehumidistat

Specifications

- Duct size – 5" (125mm) round
- Voltage/Phase – 120/1
- Power rated – 165 W
- Amp – 1.2 A
- Average airflow – 119 cfm (56 L/s) @ 0.3 in. wg (75 Pa)

Fans

Two (2) factory-balanced fans with backward curved blades. Motors come with permanently lubricated, sealed ball-bearings to guarantee long life and maintenance-free operation.

Heat Recovery Core

Counterflow heat recovery exchanger built from thermoformed polymer plates covered by a limited lifetime warranty. Core dimensions are 14.4" x 14.4" (366 x 366 mm) with a 10" (255 mm) depth. Our heat exchangers are designed and manufactured to withstand extreme temperature variations.

Winterguard™ Defrost

The unit incorporates a unique and quiet internal recirculation defrost that does not depressurize the home during the defrost cycle. A preset defrost sequence is activated when the outdoor temperature falls below 23°F (-5°C) and automatically adjusts itself based on operating conditions. The fan speed is also adjusted automatically to provide a smooth and quiet transition between Ventilation & Defrost mode.

Serviceability

Core, filters, fans and electronic panel can be accessed easily from the access panel. Core conveniently slides out with only 12" (305 mm) clearance.

Duct Connections

5" (125mm) round metal duct connections with rubberized seal.

Case

22 gauge galvanized pre-painted steel corrosion resistant.

Insulation

Cabinet is fully insulated with 3/4" (20 mm) high density expanded polystyrene.

Filters

Two (2), UL900 certified, washable electrostatic panel type air filters 7.87" (200mm) x 9.84" (250mm) x 0.125" (3mm).

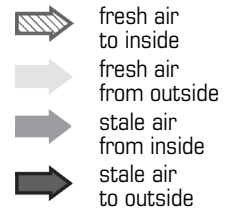
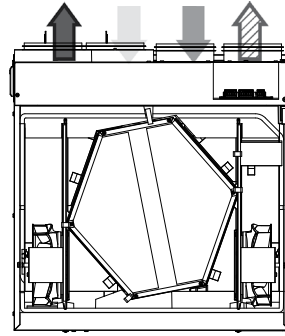
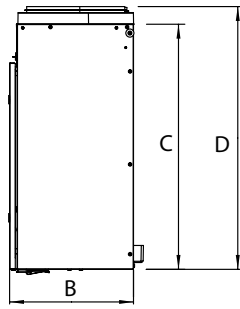
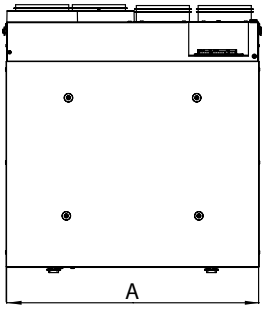
Balancing and commissioning

Balancing must be completed using the Greentek STS 2.0 Programmable Touch Screen Wall Control.

Warranty

Limited lifetime on counterflow exchanger, 7 year on motors, and 5 year on parts.

Dimensions & Airflow



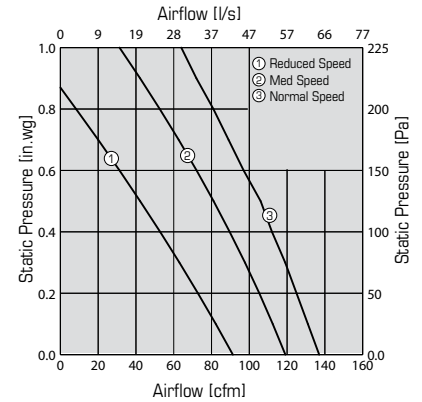
Model	A		B		C		D	
	in	mm	in	mm	in	mm	in	mm
Solace 1.2H	23 1/4	590	11 1/2	291	22 5/8	575	24 1/4	616

Clearance of 12" (305mm) in front of the unit is recommended for removal of core.

Ventilation Performance

in. wg. (Pa)	0.1 (25)	0.2 (50)	0.3 (75)	0.4 (100)	0.5 (125)	0.6 (150)	0.7 (175)	0.8 (200)
	cfm (L/s)	cfm (L/s)	cfm (L/s)	cfm (L/s)	cfm (L/s)	cfm (L/s)	cfm (L/s)	cfm (L/s)
Net supply airflow	131 (62)	125 (59)	119 (56)	112 (53)	106 (50)	97 (46)	89 (42)	81 (38)
Gross supply airflow	138 (65)	131 (62)	125 (59)	117 (55)	110 (52)	102 (48)	93 (44)	85 (40)
Gross exhaust airflow	144 (68)	138 (65)	131 (62)	125 (59)	117 (55)	108 (51)	97 (46)	87 (41)

¹ Balancing Range : 40 cfm (19 L/s) to 140 cfm (66 L/s) if a balanced flow outside the above range is required, please revisit our product offerings to ensure a properly sized unit is selected



Energy performance

Heating	Supply temperature		Net airflow		Consumed power	Sensible recovery efficiency	Adjusted Sensible recovery efficiency	Latent recovery/moisture transfer
	°F	°C	cfm	L/s	W	%	%	-
	32	0	70	33	69	81	88	0.00
	32	0	100	47	89	78	84	0.00
	32	0	114	54	119	76	83	0.00
	-13	-25	66	31	96	65	68	0.15

Requirements and standards

- Complies with the UL 1812 requirements regulating the construction and installation of Heat Recovery Ventilators
- Complies with the CSA C22.2 no. 113 Standard applicable to ventilators
- Complies with the CSA F326 requirements regulating the installation of Heat Recovery Ventilators
- Technical data was obtained from published results of test relating to CSA C439 Standards. This data was obtained without the use of the MERV8 supply filter.
- HVI certified and ENERGY STAR® qualified*

* This product earned the ENERGY STAR® by meeting strict efficiency guidelines set by Natural Resources Canada and the US EPA. It meets ENERGY STAR® requirements only when used in Canada.

Contacts

Submitted by: _____	Date: _____
Quantity: _____	Model: _____
Comments: _____	Project #: _____
Location: _____	
Architect: _____	
Engineer: _____	Contractor: _____

Distributed by: