

SOLACE® 2.5H-EC

Fresh Air Appliance (FAA/HRV)

Product #: 463316



Greentek's most efficient series yet! The SOLACE 2.5H-EC is ideal for high-rise apartment applications, condominiums, single and multi family homes. With a completely new design, the SOLACE 2.5H-EC features a Counterflow core, round metal collars, and a high efficiency rating!

EC motors use intelligent technology with integral electronic controls to ensure energy savings no matter what the airflow demands. Reduced energy usage results in lower operating costs. The motors develop less heat so significantly less maintenance is needed and the lifetime of the motor is increased.

Features

- Electronically commutated motors (ECM)
- 6" (152mm) round metal duct connections with rubberized duct seals
- Removable screw terminal for easy connection with external access
- Top port design fits in tight spaces
- Includes wall mounting speed bracket and chains
- Counterflow heat recovery core
- Multiple speed operation
- Internal recirculation defrost
- 55.6 lbs (25.2 kg) including core

Optional Controls

- STS 2.0 (461580) – Programmable touch screen wall control
- EHC 2.5 (415518) – Electronic multi-function dehumidistat
- EHC 2.0 (415520) – Multi-function controller
- T4 (415519) – Wired digital timer 20/40/60 minutes
- T5 (463915) – Pushbutton timer 20/40/60 minutes
- RD-1 (463020) – Dehumidistat

Specifications

- Duct size – 6" (152mm) round
- Voltage/Phase – 120/1
- Power rated – 260 W
- Amp – 6.4 A
- Average airflow – 252 cfm (119 L/s)
@ 0.4 in. wg (100 Pa)

SOLACE

Product
Name

2.5

250 CFM
@ 0.4 in.
w.g.

H

Heat
Recovery

-

Electronically
Commutated



Fans

Two (2) electronically commutated motors. The EC fans operate at high efficiency levels and offer a great energy-saving potential not only at full load, but especially at part-load. When operating at part-load, the energy used is much lower than with an AC motor of equivalent output. Reduced energy usage guarantees a drop in operating costs.

Heat Recovery Core

Counterflow heat recovery exchanger built from thermoformed polymer plates covered by a limited lifetime warranty. Core dimensions are 14.4" x 14.4" (366 x 366 mm) with a 14" (355 mm) depth. Our heat exchangers are designed and manufactured to withstand extreme temperature variations.

Winterguard™ Defrost

The unit incorporates a unique and quiet internal recirculation defrost that does not depressurize the home during the defrost cycle. A preset defrost sequence is activated when the outdoor temperature falls below 23° F (-5° C) and automatically adjusts itself based on operating conditions. The fan speed is also adjusted automatically to provide a smooth and quiet transition between Ventilation & Defrost mode.

Serviceability

Core, filters, fans and electronic panel can be accessed easily from the access panel. Core conveniently slides out with only 16" (406 mm) clearance.

Duct Connections

6" (152mm) round metal duct connections with rubberized seal.

Case

24 gauge galvanized pre-painted steel corrosion resistant.

Insulation

Cabinet is fully insulated with 3/4" (20 mm) high density expanded polystyrene.

Filters

Two (2), UL900 certified washable electrostatic panel type air filters 7.87" (200mm) x 13.77" (350mm) x 0.125" (3mm).

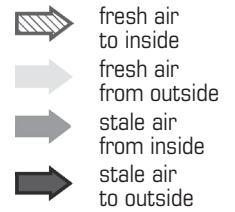
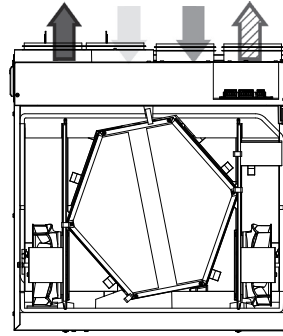
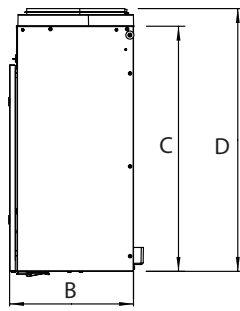
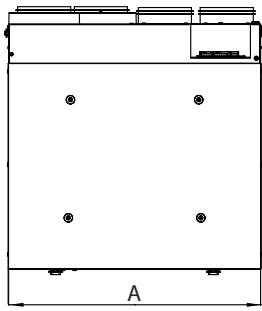
Balancing and commissioning

Balancing must be completed using the Greentek STS 2.0 Programmable Touch Screen Wall Control.

Warranty

Limited lifetime on counterflow exchanger, 7 year on motors, and 5 year on parts.

Dimensions & Airflow



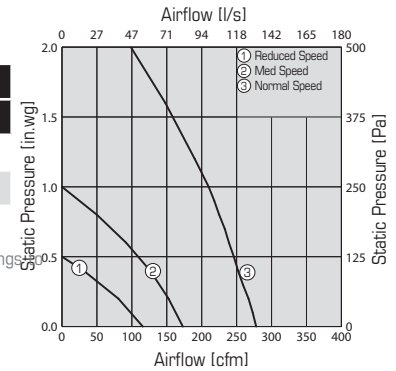
Model	A		B		C		D	
	in	mm	in	mm	in	mm	in	mm
SOLACE 2.5H-EC	27 ⁷ / ₈	707	15 ³ / ₈	391	23	285	24 ⁷ / ₈	626

Clearance of 16" (406mm) in front of the unit is recommended for removal of core.

Ventilation Performance

in. wg. (Pa)	0.2 (50)	0.3 (75)	0.4 (100)	0.5 (125)	0.6 (150)	0.7 (175)	0.8 (200)	0.9 (225)	1.0 (250)
	cfm (L/s)	cfm (L/s)	cfm (L/s)	cfm (L/s)	cfm (L/s)	cfm (L/s)	cfm (L/s)	cfm (L/s)	cfm (L/s)
Net supply airflow	267 (126)	259 (122)	252 (119)	246 (116)	239 (113)	233 (110)	225 (106)	218 (103)	210 (99)
Gross supply airflow	284 (134)	278 (131)	271 (128)	263 (124)	256 (121)	248 (117)	242 (114)	233 (110)	225 (106)
Gross exhaust airflow	299 (141)	292 (138)	284 (134)	275 (130)	267 (126)	259 (122)	250 (118)	239 (113)	229 (108)

¹ Balancing Range : 120 cfm (57 L/s) to 280 cfm (132 L/s). If balanced flow outside the above range is required, please revisit our product offerings to ensure a properly sized unit is selected



Energy performance

Heating	Supply temperature		Net airflow		Consumed power	Fan efficacy	Sensible recovery efficiency	Adjusted Sensible recovery efficiency	Latent recovery/moisture transfer
	°F	°C	cfm	L/s	W	cfm/W	%	%	-
	32	0	85	40	34	2.5	82	85	0.00
	32	0	159	75	97	1.6	76	80	0.00
	32	0	233	110	246	0.9	72	79	0.00
	-13	-25	83	39	65	1.2	63	65	0.15

Requirements and standards

- Complies with the UL 1812 requirements regulating the construction and installation of Heat Recovery Ventilators
- Complies with the CSA C22.2 no. 113 Standard applicable to ventilators
- Complies with the CSA F326 requirements regulating the installation of Heat Recovery Ventilators
- Technical data was obtained from published results of test relating to CSA C439 Standards.
- HVI and ENERGY STAR® certified*

* This product earned the ENERGY STAR® by meeting strict efficiency guidelines set by Natural Resources Canada and the US EPA. It meets ENERGY STAR® requirements only when used in Canada.

Contacts

Submitted by:	Date:
Quantity:	Model:
Project #:	
Comments:	
Location:	
Architect:	
Engineer:	Contractor:

Distributed by:

Canada 50 Kanalfakt Way • Bouctouche, NB E4S 3M5 • 1.888.724.5211 • www.greentek.ca

Greentek reserves the right to modify, at any time and without notice, any or all of its products' features, designs, components and specifications to maintain their technological leadership position.

