

ENGINEERING DATA

PE 10.22 ERV model

Energy Recovery Ventilator

70 CFM (33 L/s) to 220 CFM (104 L/s)

Item No. 463008 (PE 10.22 Greentek)



FEATURES

- 3 operating modes (Intermittent, Continuous & High)
- 100% variable speed
- ISF™ 6" (152.5 mm) dia. collar system
- Proportional defrost sequence
- SPM™ Single Person Mounting system
- Permanent lubrication PSC motors

APPLICABLE REQUIREMENTS

- HVI Certified
- CSA C439 Standard - Packaged Heat/Energy Recovery Ventilators (HRV/ERV)
- CSA Standard CSA 22.2 N° 113 - Fans and ventilators
- UL Standard 1812. Ducted Heat/Energy Recovery Ventilators (HRV/ERV)

OPTIONAL ACCESSORIES

- MERV 8 Inline 6" (152.5 mm) filter box
- R-2 Style high performance supply & exhaust ventilation hoods

CABINET

- 22 gauge galvanized pre-painted steel corrosion resistant
- Cabinet liner: Molded Expanded Polystyrene (EPS)
Rated UL94 HF-1

ELECTRONIC COMPONENTS

- Electrical Input Voltage: 120 VAC/60Hz / 1-Phase.
- Electrical Input Current: 1.5 Amps Max
- Circuit output voltage: 5VDC nominal
- Integrated auxiliary furnace interlock relay
- RoHS compliant

MOTORS

- Two permanent sealed, lubricated variable speed PSC Motors. (Maintenance free)
- Maximum RPM 2695 / Horsepower; 3/32 HP. Class F, thermally protected
- CSA 22.2 #113-10, clause 8.3.5
– Backup protection – totally enclosed motor

dpoint ERV CORE

- Dimensions 12"x 12"x 15" depth (304.8 mm x 304.8 mm x 381 mm)
- Corrugated aluminum layers combined with advanced polymer membrane, Recognized UL94 HB
- Cross-flow that transfers both sensible & latent heat
- Endure harsh temperatures; effective in warm and cold climates
- Water washable
- Meets ASHRAE 90.1

DUOTROL™ BALANCING SYSTEM

- The system is balanced by adjusting each motor independently
- No balancing dampers required
- Connection terminals for optional wall controls
- Quiet and energy efficient

DEFROST

- Advanced Proportional supply fan shut down defrost sequence
- Defrost type: Evacuation
Activated automatically at -5°C (23°F)

DUCT CONNECTIONS

- Insert Slide & Fix (ISF™), removable collars system
- Four (4) 6" (152.5 mm) dia. round double collar.

MOUNTING

- Adjustable mounting strap system

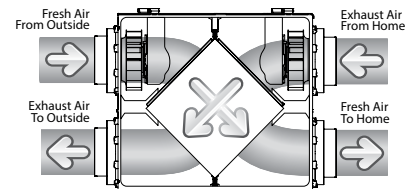
FILTERS

- Two (2) Fiberbond washable - 11¹/₁₆" x 14³/₄" x ⁵/₈" (297 mm x 375 mm x 15.9 mm)
- UL Class 2

WARRANTY

- 10 year limited warranty on motors
- 5 year limited warranty on parts
- 5 year limited warranty on Energy Recovery Core

AIRFLOW



Greentek
50 Kanafakt Way,
Boucoucher, NB Canada E4S 3M5

Toll free: 1 888 724-5211
Fax: 1 (866) 426-7430

Visit us at: www.greentek.ca

463796 / APRIL2022



Greentek reserves the right to modify a product, without prior notice, whether in design, colour or specifications, in order to offer at all times a quality product that is highly competitive. Please consult your national and local building codes to find out whether the installation of electrical products requires the services of a certified technician or electrician. Greentek™ is a registered Trademark used under license by Systemair Inc. All rights reserved.

ENGINEERING DATA PE 10.22 ERV

SPECIFICATIONS

PE 10.22 ERV

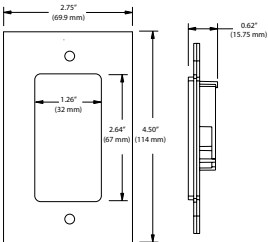
Dimensions	29½" x 22½" x 16½" (749.3 mm x 571.5 mm x 419.1 mm)
Duct Connections	Four (4) 6" (152.5 mm) dia. ISF double collar system
Airflow Rates	70 CFM (33 L/s) to 220 CFM (104 L/s)
Motor	Two (2) PSC variable speed backward curved
Voltage	120 VAC @ 60 Hz / 1 Phase
Amperage	1.5 A / 142 watts
Type of heat exchanger	dpoint cross-flow (Enthalpic Polymer Membrane)
Exchange surface	127 ft ² (11.8 m ²)
Defrost type	Evacuation
Filters	Two (2) Fiberbond washable
Drain Connection	½" (12.7 mm)
DuoTrol	Integrated Balancing System
Actual Weight	50 lbs (22.7 Kg)
Shipping Weight	57.5 lbs (26.1 Kg)
Certification	HVI, cCSAUs, CSA 22.2 N ^o .113 Complies with UL 1812

OPTIONAL WALL CONTROLS

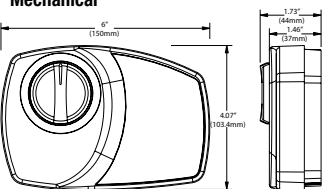
Digital	EHC1.0TC and EHC1.5DC
Mechanical	RD-1, RD-2, RD-3P and RD-4P
Timers	T3 (20, 40, 60 minutes)

WALL CONTROL DIMENSIONS

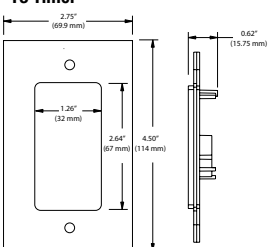
EHC1.0 & EHC1.5



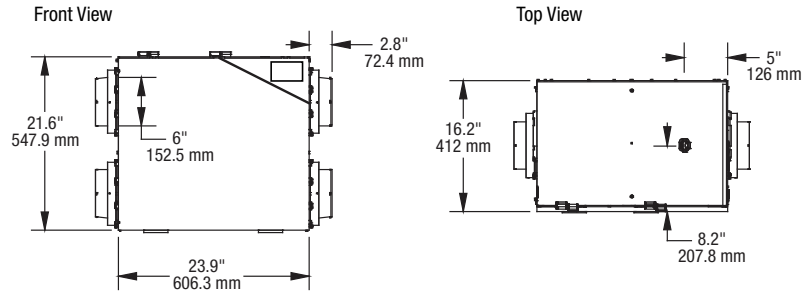
Mechanical



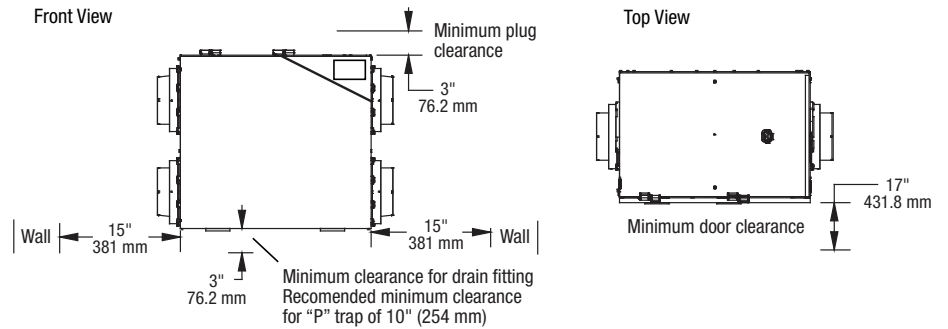
T3 Timer



DIMENSIONS DATA

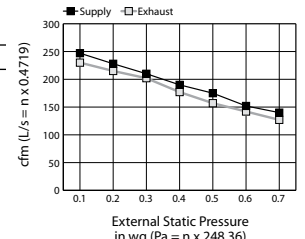


MINIMUM CLEARANCE DATA



VENTILATION PERFORMANCE

External Static Pressure	Net Supply Air Flow		Gross Air Flow Supply		Gross Air Flow Exhaust	
	Pa	in. wg	L/s	CFM	L/s	CFM
25	0.1	115	244	116	247	108
50	0.2	106	225	107	228	101
75	0.3	98	208	99	210	95
100	0.4	88	188	89	190	83
125	0.5	81	173	82	175	74
150	0.6	71	150	71	152	67
175	0.7	65	139	66	140	60



ENERGY PERFORMANCE

	Supply Temperature		Net Air Flow		Power Consumed	Sensible Recovery	Adjusted Sensible	Latent Recovery
	°C	°F	L/s	CFM	Watts	Efficiency (SRE %)	Recovery Efficiency (ASRE %)	Moisture Transfer
HEATING	0	32	37	78	74	71	77	0.44
	0	32	50	107	80	72	77	0.41
	0	32	71	150	102	69	74	0.35
	-15	5	36	75	65	58	61	0.27
COOLING	Total recovery Efficiency							
	35	95	35	75	72	—	48	

Quoted by:	Date:
Project:	Remarks:
Quantity:	
Model:	
Site:	
Architect:	
Engineer:	
Contractor:	